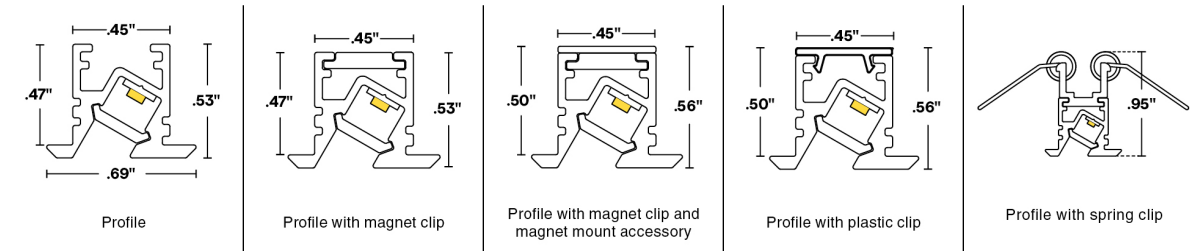




MICRO 5 POP FLANGE-FLAT (01) STATIC WHITE

24VDC Linear Fixtures - Recessed

1 PRODUCT - DIMENSIONS




2 DELIVERED LUMENS

[Calculated L70 = 70000 hrs]
Tested with POPF-01-SW-**-30-DRY

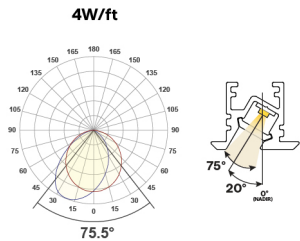
	1.0 W/FT		2.0 W/FT		4.0 W/FT	
	LM/FT	CRI	LM/FT	CRI	LM/FT	CRI
PR	42	97	83	98	195	98
DF	38	97	73	98	173	98

5 DIODE VISIBILITY



PHOTOMETRIC PERFORMANCE

Nominal beam spread shown, beam spread varies based on light engine. For more detailed information, see photometric data.



DF lens at 3000K



MICRO 5 POP FLANGE-FLAT (01) STATIC WHITE

24VDC Linear Fixtures - Recessed

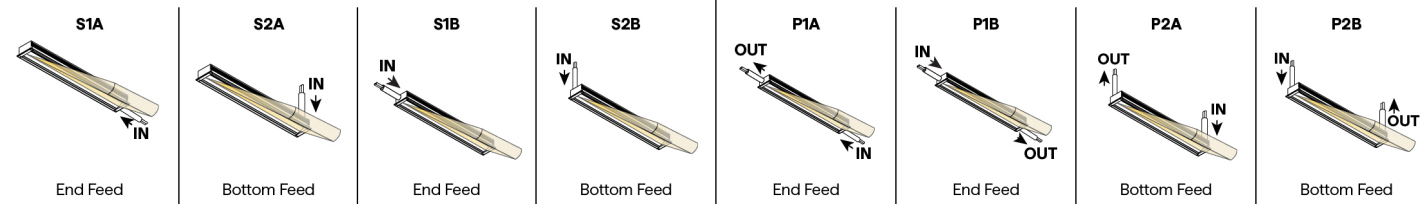
TEMPERATURE RATINGS

		1.0 W/FT		2.0 W/FT		4.0 W/FT	
		Min	Max	Min	Max	Min	Max
DRY	Ambient Operating Temp - Recessed	-4°F	135°F	-4°F	130°F	-4°F	110°F
DMP	Ambient Operating Temp - Recessed	-4°F	130°F	-4°F	125°F	-4°F	105°F

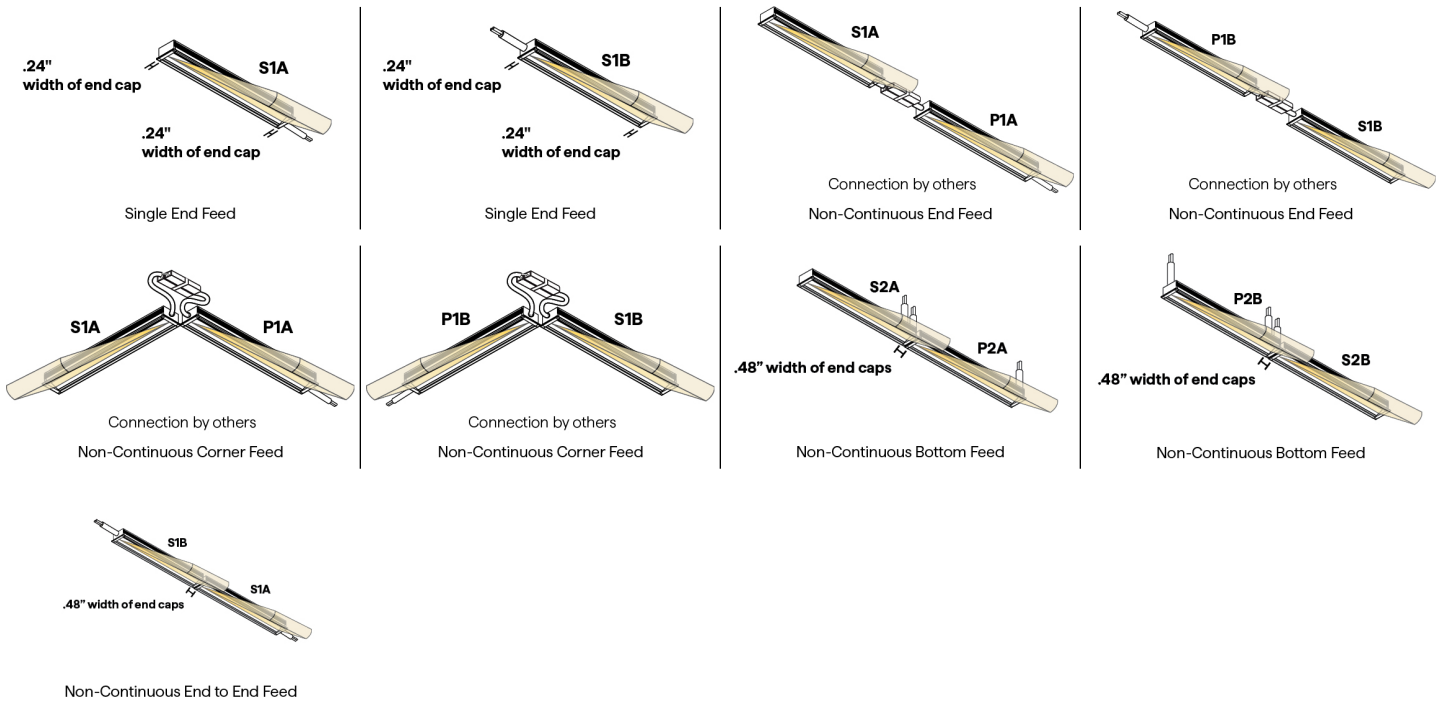
6 WIRE INPUT/OUTPUT

ASYMMETRIC ONLY SINGLE (Input only)

ASYMMETRIC ONLY PASS THROUGH (Input/Output)



CONFIGURATION OPTIONS



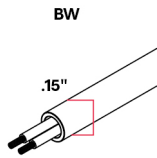


MICRO 5 POP FLANGE-FLAT (01) STATIC WHITE

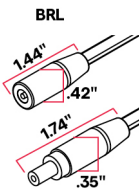
24VDC Linear Fixtures - Recessed

7 / 8 CONNECTOR/WIRE – IN/OUT


Connector/Wire In or Out not needed to specify product. Typical selection is S1 for Wire Input/Output, BW for Connector/Wire In, N/A for Connector/Wire Out



Bare Wire 24"
22 AWG



Barrel 6" - DRY/DMP I
22 AWG

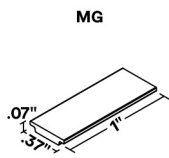


6" or 24" Overall
Wire Connector | 22 AWG
IP67 Rated, UL Listed

9 WIRE COLOR

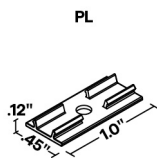


11 MOUNTING



Magnet Clip

One MG provided per foot
To order separately use
MG-05

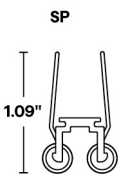


Plastic Clip

2 clips provided for 4' or less;
4 clips provided for greater
than 4'

To order separately use
PLC-16

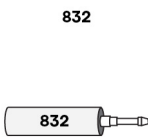
Each clip comes with a
#6x1/4" and #6x1/2" Flat
Head SS



Spring Clip

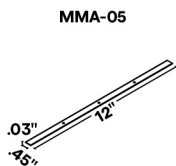
2 clips provided for 4' or less.
4 clips provided for greater
than 4'.

To order separately use
SP-02



832 Silicone

Sold separately




Magnet Mount
Accessory for MG-05

Sold separately, to order use
MMA-05

Each bracket comes with 2
#6 x 5/8" Flat Head SS per
foot

Required when mounting to
a non-magnetic surface

12 FINISH



Custom finishes require a longer lead time, consult factory



MICRO 5 POP FLANGE-FLAT (01) STATIC WHITE

24VDC Linear Fixtures - Recessed

15

EXACT/OPTIMAL FIXTURE LENGTH

E/O Length Calculator →

E/O Explained →

Exact fixtures are the exact length specified. Optimal fixtures' length is rounded down based on LED cut points to allow the fixture to be illuminated end to end. For runs with multiple fixtures that need to fill a specific length, it's recommended to order all optimal fixtures with an exact fixture at the end of the run.



SW DRY DMP LENGTHS BY INCH

EXACT LENGTH

Requested Length	Potential dim spot on either end of a S1 fixture
	S1
12"	0.5"
13"	0.5"
14"	0.5"
15"	0.5"
16"	0.5"
17"	0.5"
18"	0.5"
19"	0.5"
20"	0.5"
21"	0.5"
22"	0.5"
23"	0.5"
24"	0.5"
36"	0.5"
48"	0.5"
60"	0.5"
72"	0.5"
84"	0.5"
96"	0.5"

OPTIMAL LENGTH

Requested Nominal Length	S1A/B & S2A/B		P1A/B & P2A/B	
	S1	S2	P1	P2
12"	11.50"	11.50"	11.75"	11.75"
13"	12.50"	12.50"	12.75"	12.75"
14"	13.50"	13.50"	13.75"	13.75"
15"	14.50"	14.50"	14.75"	14.75"
16"	15.50"	15.50"	15.75"	15.75"
17"	16.50"	16.50"	16.75"	16.75"
18"	17.50"	17.50"	17.75"	17.75"
19"	18.50"	18.50"	18.75"	18.75"
20"	19.50"	19.50"	19.75"	19.75"
21"	20.50"	20.50"	20.75"	20.75"
22"	21.50"	21.50"	21.75"	21.75"
23"	22.50"	22.50"	22.75"	22.75"
24"	23.50"	23.50"	23.75"	23.75"
36"	35.50"	35.50"	35.75"	35.75"
48"	47.50"	47.50"	47.75"	47.75"
60"	59.50"	59.50"	59.75"	59.75"
72"	71.50"	71.50"	71.75"	71.75"
84"	83.50"	83.50"	83.75"	83.75"
96"	95.50"	95.50"	95.75"	95.75"

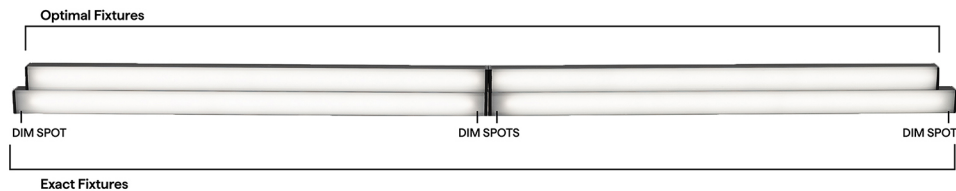
14

EXACT/OPTIMAL FIXTURE LENGTH

E/O Length Calculator →

E/O Explained →

Exact fixtures are the exact length specified. Optimal fixtures' length is rounded down based on LED cut points to allow the fixture to be illuminated end to end. For runs with multiple fixtures that need to fill a specific length, it's recommended to order all optimal fixtures with an exact fixture at the end of the run.





MICRO 5 POP FLANGE-FLAT (01) STATIC WHITE

24VDC Linear Fixtures - Recessed

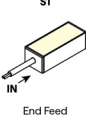
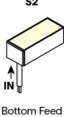
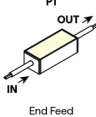
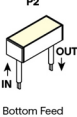
SW DRY DMP LENGTHS BY INCH

Available in any length in between 12" and 98.43" not including end caps, chart below shows example lengths. Exact fixtures are the length specified. Optimal fixtures' length is rounded down with illumination end to end. All fixtures' tolerance is +0 – 1/8". Consult factory for lengths under 12".

EXACT LENGTH

Requested Length	Potential dim spot on either end of fixture
12"	.5"
13"	.5"
14"	.5"
15"	.5"
16"	.5"
17"	.5"
18"	.5"
19"	.5"
20"	.5"
21"	.5"
22"	.5"
23"	.5"
24"	.5"
36"	.5"
48"	.5"
60"	.5"
72"	.5"
84"	.5"
96"	.5"

OPTIMAL LENGTH

Requested Nominal Length	S1A/B & S2A/B		P1A/B & P2A/B	
				
12"		11.5"		11.75"
13"		12.5"		12.75"
14"		13.5"		13.75"
15"		14.5"		14.75"
16"		15.5"		15.75"
17"		16.5"		16.75"
18"		17.5"		17.75"
19"		18.5"		18.75"
20"		19.5"		19.75"
21"		20.5"		20.75"
22"		21.5"		21.75"
23"		22.5"		22.75"
24"		23.5"		23.75"
36"		35.5"		35.75"
48"		47.5"		47.75"
60"		59.5"		59.75"
72"		71.5"		71.75"
84"		83.5"		83.75"
96"		95.5"		95.75"

COMPATIBLE POWER SUPPLIES

See power supplies cut sheets for more information. Data subject to change, all data has +/- 5% tolerance.

DIM TO LEVEL	INDOOR
	MICRO 5-SW
Dim to Black	Q6M-DC+CAP QTM-DC+CAP iQ-PH+QD1
0.1%	QT-CAB-QZ-PH/0-10V QT-CAB-eLED+0-10V QT-CAB-eLED+0-10V-AWN QT-CAB-eLED+DALI-DT6 QT-CAB-eLED+DALI-DT6-AWN QTM-eLED+0-10V QTM-eLED+0-10V-AWN QTM-eLED+DALI-DT6 QTM-eLED+DALI-DT6-AWN QZ-BOWTIE+DIMMER QZ-DMX QZ-PH/0-10V QZ-STICK-PH/0-10V QZLP
1%	QTM-eLED(E) QZ-DALI-DT6
10%	Non-Dim Power Supply with SW App Dongle










MICRO 5 POP FLANGE-FLAT (01) STATIC WHITE

24VDC Linear Fixtures - Recessed

DIMMING PROTOCOL	INDOOR
	MICRO 5-SW
Non-Dim	QT-CAB-eLED-ND QTM-eLED-ND QZ-ND
Phase	Q6M-DC+CAP QT-CAB-QZ-PH/0-10V QTM-DC+CAP QTM-eLED(E) QZ-BOWTIE+DIMMER QZ-PH/0-10V QZ-STICK-PH/0-10V QZLP iQ-PH+QD1
0-10V	QT-CAB-QZ-PH/0-10V QT-CAB-eLED+0-10V QT-CAB-eLED+0-10V-AWN QTM-eLED+0-10V QTM-eLED+0-10V-AWN QZ-PH/0-10V QZ-STICK-PH/0-10V QZLP
Lutron Athena	QT-CAB-eLED+0-10V-AWN QT-CAB-eLED+DALI-DT6-AWN QTM-eLED+0-10V-AWN QTM-eLED+DALI-DT6-AWN
ECO System	QTM-eLED(E)
DMX	QZ-DMX
DALI-2: DT6	QT-CAB-eLED+DALI-DT6 QT-CAB-eLED+DALI-DT6-AWN QTM-eLED+DALI-DT6 QTM-eLED+DALI-DT6-AWN QZ-DALI-DT6
SCENE App Dimmed	Non-Dim Power Supply with SW App Dongle

COMPATIBLE WIRING ACCESSORIES

 <p>Q-mini-J</p> <p>2"</p> <p>1.25"</p> <p>UL Listed, miniature junction box, DRY/DMP (WET rated with silicone)</p>	 <p>Q-mini-J5</p> <p>2.80"</p> <p>2.27"</p> <p>UL Listed, miniature junction box, DRY/DMP (WET rated with silicone)</p>	 <p>BARREL-EXT</p> <p>8ft barrel cable extender</p> <p>DRY ONLY</p>	 <p>BARREL FOUR-FER</p> <p>Splits lead from one to four LED Barrel connector fixtures, DRY/DMP</p>	 <p>CON120-EXT</p> <p>10ft Con cable extender</p> <p>DRY/DMP/WET</p>	 <p>CON FOUR-FER</p> <p>Splits lead from one to four LED Con connectors</p> <p>DRY/DMP/WET</p>	 <p>CON M - BARREL F</p> <p>Male con to barrel cable adaptor</p> <p>DRY/DMP</p>
--	--	--	---	---	---	---

COMPATIBLE CONTROL ACCESSORIES

SCENE APP DONGLE





MICRO 5 POP FLANGE-FLAT (01) STATIC WHITE

24VDC Linear Fixtures - Recessed

COMPATIBLE APPS

NFC APP



Read and write
DMX addresses and
adjust voltage